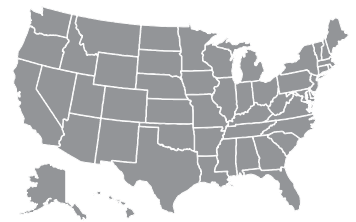


Puerto Rico

Veteran Suicide Data Sheet



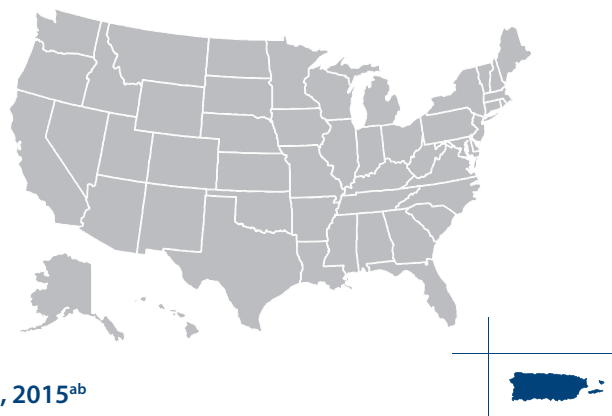
The 2015 state data sheets contain the most up-to-date Veteran suicide information for all 50 states, the District of Columbia, and Puerto Rico. These sheets reflect the U.S. Department of Veterans Affairs' expanded analysis of suicide rates and include data that has become available since the release of the 2014 state data sheets.

This Puerto Rico Veteran Suicide Data Sheet is based on a collaborative effort among the U.S. Department of Veterans Affairs (VA), the U.S. Department of Defense (DoD), and the National Center for Health Statistics (NCHS). The statistics herein are derived from multiple data sources, including the VA Office of Enterprise Integration, the VA Serious Mental Illness Treatment Resource and Evaluation Center, VA Post-Deployment Health Services, the VA Center of Excellence for Suicide Prevention, and the Defense Suicide Prevention Office. Cause of death was identified through the NCHS National Death Index (NDI). For additional information, please email Dr. Megan McCarthy, National Deputy Director for Suicide Prevention, VA Office of Mental Health and Suicide Prevention, at megan.mccarthy@va.gov.

Puerto Rico Veteran Suicide Deaths, 2015

Sex	Veteran Suicides
Total	13
Male	10–15
Female	<10

Because some of Puerto Rico's Veteran populations are relatively small, suicide deaths are presented in ranges rather than precise counts to protect confidentiality.



Puerto Rico Veteran and Total Puerto Rico Suicide Deaths, 2015^{ab}

Puerto Rico Veteran Suicides	Puerto Rico Total Suicides	Puerto Rico Veteran Suicide Rate	Puerto Rico Total Suicide Rate
13	226	16.0*	6.5

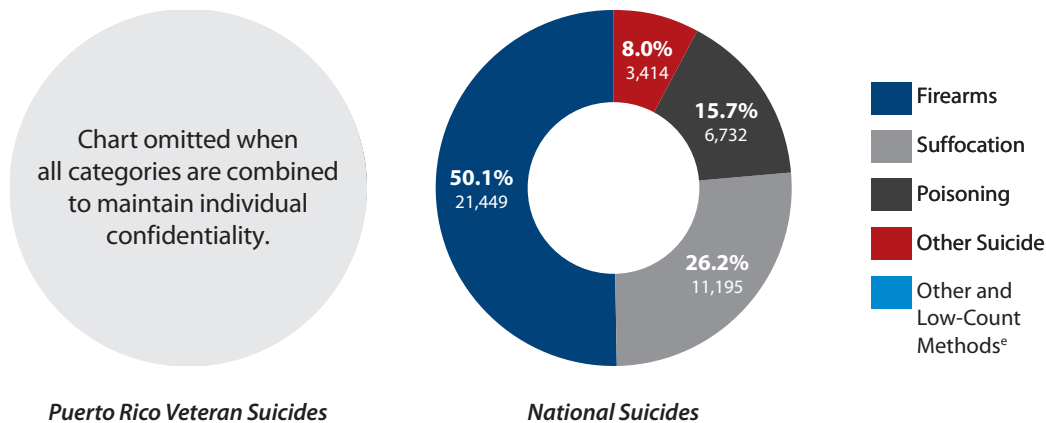
* Rates calculated from suicide counts lower than 20 are considered unreliable.



U.S. Department of Veterans Affairs

Veterans Health Administration
Office of Mental Health and
Suicide Prevention

Puerto Rico Veteran and National Suicide Deaths by Method^c, 2015



Veteran statistics contained herein are derived from the U.S. adult population 18 years of age or older, whereas total statistics include the total population (all ages). National figures include the contiguous United States, Alaska, and Hawaii. The total national counts and rates presented are for the general U.S. population, which includes both Veterans and non-Veterans.

Suicide rates presented are unadjusted mortality rates per 100,000 people. These rates are the number of suicide deaths in 2015 divided by the estimated population, multiplied by 100,000. Veteran suicide data was obtained from the VA/DoD Joint Suicide Data Repository (SDR), Veteran suicide rates are calculated using the Veteran Population Projection Model 2016 (VetPop2016) population estimates^d. General U.S. population rates are obtained from the National Vital Statistics Report, Vol. 66 No. 6^a.

Rates are marked with an asterisk (*) when the rate is calculated from fewer than 20 deaths. Rates based on small numbers of deaths are considered unreliable because a small change in the number of deaths might result in a large change in the rate.

Suicide deaths for this data sheet are based on the underlying cause of death listed on the state death certificate as recorded in the SDR. Underlying cause of death, based on the International Classification of Diseases 10th revision (ICD-10), is defined as (a) the disease or injury that initiated the train of events leading directly to death, or (b) the circumstances of the accident or violence that produced the fatal injury^e. The ICD-10 codes used to define suicide deaths are X60–X84 and Y87.0. For the percentages of suicide deaths by method, when the number of deaths in any one category is lower than 10, the categories with the smallest numbers are combined until a minimum count of 10 is reached.

^a National Vital Statistics Report, Vol. 66 No. 6, November 27, 2017. Please note, these numbers include all ages, not just the adult population ages 18 and older. Report available: https://www.cdc.gov/nchs/data/nvsr/nvsr66/nvsr66_06.pdf

^b Rates presented are crude rates per 100,000. To protect privacy, and prevent revealing information that may identify specific individuals, counts and rates are suppressed when based on 0-9 people. Rates calculated with a numerator of less than 20 are considered statistically unreliable, as indicated by an asterisk (*).

^c Methods are based on ICD-10 codes X72 to X74 for firearms, X60 to X69 for poisoning (including intentional overdose), and X70 for suffocation (including strangulation). "Other Suicide" includes all other intentional self-harm, including cut/pierce, drowning, fall, fire/flare, other land transport, struck by/against, and other specified or unspecified injury. In cases where the number of deaths in any one of the categories was lower than 10, the categories with the smallest numbers were combined until the minimum count of 10 was reached, to maintain confidentiality.

^d "Other Suicide" refers to all methods of suicide death apart from firearms, suffocation, and poisoning. "Low-Count Methods" refers to methods used in fewer than 10 deaths in a given state or territory. In states or territories with fewer than 10 firearm deaths, suffocation deaths, or poisoning deaths, those data are represented in the "Other and Low-Count Methods" category to protect the privacy of individual suicide decedents.

^e Veteran Population Model 2016 (VetPop2016), Predictive Analytics and Actuary, Office of Enterprise Integration, Department of Veterans Affairs.

^f World Health Organization, Manual of the International Statistical Classification of Diseases, Injuries, and Cause of Death, based on the recommendations of the Ninth Revision Conference, 1975; Geneva, 1977.